

N-Series Overview

For additional information on
Isuzu's full line of LCF trucks

please visit www.isuzucv.com

or call (866) 441-9638



All photographs, illustrations, equipment and technical data in this brochure are based on the latest information available at the time of publication. Isuzu Commercial Truck of America, Inc. reserves the right to make changes at any time, without notice, in prices, colors, materials, equipment, specifications and models, and to discontinue models or equipment. Isuzu vehicles are assembled from component parts manufactured by Isuzu Motors Limited, its affiliated companies, and by independent suppliers who manufacture such components to Isuzu's exacting standards for quality, performance and safety. Some vehicles are shown with optional equipment. Some equipment is dealer installed. Visit your authorized Isuzu dealer for warranty and other details. NPR, NPR-HD, NQR, and NRR are trademarks of Isuzu Motors Limited. ECO-MAX and Gold Star are registered trademarks of Isuzu Commercial Truck of America, Inc. Facebook is a registered trademark of Facebook, Inc.





Time-Proven Performance

In 1984, Isuzu trucks introduced U.S. business owners to a smarter way to work: Isuzu low cab forward trucks were maneuverable, offered a low cost of ownership, and delivered remarkable durability.

After two short years, Isuzu trucks became the best-selling low-cab-forward trucks in America – a position held ever since. The reason for this continued success? No one ever lost sight of the fact that owners want to focus more on their business, less on their trucks.

Moving into the future, the 2015 Isuzu N-Series trucks stay true to the original vision... and so much more:

- **Isuzu offers you choices:** The only LCF truck company that lets you choose – we offer two diesels engines, and a gasoline engine that is CNG and LPG capable

- **Environmentally friendly:** Isuzu diesel trucks were the first in the LCF market to offer Selective Catalytic Reduction (reduces NOx emissions by 85%)
- **Easy to drive:** The outstanding driver visibility and maneuverability provide for an exceptional driving experience
- **Multi-Information Display:** Isuzu diesel trucks have the ability to alert their driver to conditions beyond the scope of typical gauges and warning lights

Isuzu trucks have had 30 years of success in America, and it is all just beginning – leading forward, our 2015 Isuzu N-Series trucks continue the legacy.



The First Isuzu Truck In America



A Heritage that's Second to None

2014: Isuzu trucks' 30th anniversary in the U.S.

2013: Isuzu N-Series named Medium-Duty Truck of the Year by *Work Truck* magazine

2012: Isuzu Reach named Medium-Duty Truck of the Year by *Work Truck* magazine

2011: Introduction of the Reach – the revolutionary walk-in van powered by Isuzu; began production in Wakarusa, Indiana

2011: Isuzu N-Series gas production begins in Charlotte, Michigan

2010: Isuzu N-Series – First medium-duty LCF trucks to be EPA 2010 and CARB HD-OBD compliant, and 50-state clean-idle certified

2005: 50,000th N/W-Series gasoline-powered truck built in Janesville, Wisconsin

2002: Cumulative U.S. sales of Isuzu trucks exceeds 275,000 units

1994: First American-built, gasoline-powered NPR-EFI assembled in Janesville, Wisconsin

1986: R.L. Polk certifies Isuzu trucks as the best-selling import commercial truck in the United States – a position Isuzu trucks have held for 28 years

1984: Isuzu trucks enter the U.S. market with the KS22 truck

1959: First 2-ton light-duty low cab forward truck in the world – the predecessor of today's N-Series trucks

1955: Isuzu diesel engines and snow tractors are put into service at Japan's Antarctic Observation Base (and are still used today)

1936: First air-cooled diesel engine built in Japan by Isuzu Motors Limited

1919: First truck in Japan built by the predecessors of Isuzu Motors Limited



Low Cost of Ownership

Every Isuzu N-Series diesel truck offers you exclusive features specifically intended to minimize your cost of ownership.

Isuzu diesel trucks were the first in class to offer a Multi-Information Display (MID) alerting drivers to conditions beyond the scope of typical gauges and warning lights. With the touch of a button, the MID informs drivers of the status and condition of over a dozen functions, including:

- Diesel Exhaust Fluid (DEF) level
- Particulate matter emissions level
- Estimated maintenance intervals for engine oil and filter, transmission fluid, rear axle differential fluid, power steering fluid, and fuel filters (in miles)
- Fuel economy (average, instant, and by trip)

With this information, a driver can adapt his or her driving habits to reduce fuel consumption and emissions while improving overall performance and monitoring maintenance items.

Proven durability: Features that contribute to Isuzu trucks' longevity:

- Every Isuzu truck has a full-length ladder-type frame made of heat-treated carbon-manganese low-alloy steel

- The cab features extensive use of galvanized steel panels, electrodeposited primer and alkali-proof enamel paint to protect against corrosion
- Wheel wells are undercoated to guard the cab from road spray and rock chipping
- The windshield is bonded to the cab to increase rigidity and eliminate leaks
- Every engine is test-run prior to installation
- Every Isuzu diesel engine is designed, built and tested for reliability and long life – they can be driven up to 10,000 miles between oil changes and have a class-leading BIO durability rating of 310,000 miles

That explains why after 30 years in the U.S., Isuzu trucks command over 80% of the low cab forward market.

Isuzu trucks are designed to be efficient and comfortable, which translates into less downtime and lower maintenance costs. It is that single-minded dedication to enduring value that produces unsurpassed longevity and unprecedented owner loyalty.

The Power of Productivity

The beauty of Isuzu trucks runs more than skin deep: Every aspect of these trucks is designed to make the driver more comfortable and improve efficiency while enhancing productivity, all of which helps lower your cost of ownership.



Every Isuzu N-Series cab features easy-to-reach controls, ample storage, and easy access to fuses and fluid checks.

Low Cab Forward Design:

Compared to conventional trucks, pickups and cutaways, the Isuzu LCF design delivers:

- More cargo space within a given overall length
- Tighter turning diameters
- Easier access to the engine compartment via tilt-cab design
- Easier entry and exit
- Excellent outward visibility



N-Series Crew Cab models have a 7-passenger capacity with 4-across seating in back – that makes it easier to get an entire crew to a job site.

Hexapod Cab Design:

Maximizes interior space, optimizes comfort, and includes productivity-enhancing features:

- Fold-down tray serves as a convenient work area
- Storage areas in the dash, door, seatback pockets, overhead shelf, and rear organizer tray hold paperwork and all other necessities to get the job done
- In-cab service access to brake fluid reservoir, windshield washer reservoir, relays, fuses and engine oil level

Introducing the 2015 Isuzu N-Series Trucks

These trucks drive up your productivity while driving down your cost of ownership.

ISUZU NPR ECO-MAX – A 4J 3.0-liter dual overhead cam turbocharged diesel engine. 12,000-lb. GVWR

POWERFUL AND EFFICIENT 4H ENGINE – the 4H 5.2-liter overhead cam turbocharged diesel engine found in every 2015 NPR-HD, NQR and NRR generates exceptional horsepower and torque while delivering impressive fuel economy.

AGILITY AND VERSATILITY – Isuzu N-Series trucks can go more places and get in to them quickly and easily thanks to the LCF design that gives them a tight turning circle.

UPFITTING AND BODY MOUNTING – the N-Series chassis is pre-wired for a trailer wiring harness and brakes to reduce the time and cost of upfitting and to improve reliability.



The Legacy Continues:

Isuzu N-Series Diesel Trucks

Isuzu trucks' 30 years in the U.S. has taught Isuzu a thing or two about what you expect from your truck, and the 2015 line of Isuzu N-Series diesel-powered trucks have been engineered to meet your needs while exceeding your expectations.



With wheelbases from 109 – 212 inches, Isuzu N-Series trucks can accommodate bodies ranging from 10 – 24 feet in length – no conventional truck comes close.



All N-Series trucks come standard with a AM/FM/CD radio complete with front panel USB and AUX inputs.

NPR ECO-MAX®

- 12,000-lbs. GVWR
- Standard Cab configuration
- 3.0-liter 4JJ1-TC turbocharged diesel engine – 150-hp and 282 ft.-lbs. of torque
- DOHC design is more efficient than a pushrod engine
- Variable geometry turbocharger for excellent response

NPR-HD

- 14,500 lbs. GVWR
- Standard Cab and Crew Cab configurations
- 5.2-liter 4HK1-TC turbocharged diesel engine – 215-hp and 452 ft.-lbs. of torque

NQR

- 17,950 lbs. GVWR
- Standard Cab and Crew Cab configurations
- 5.2-liter 4HK1-TC turbocharged diesel engine – 215-hp and 452 ft.-lbs. of torque

NRR

- 19,500 lbs. GVWR
- High-strength front axle and increased-capacity power steering pump and steering gear
- Standard Cab configuration
- 5.2-liter 4HK1-TC turbocharged diesel engine – 215-hp and 452 ft.-lbs. of torque



Isuzu N-Series





Looking for a Gasoline-Powered LCF?

It's true: Isuzu offers the only gasoline-powered low cab forward trucks and they're assembled in America.

The Isuzu truck line of gasoline models includes:

- 12,000-lbs. GVWR NPR
- 14,500-lbs. GVWR NPR-HD
- 109 – 176 inch wheelbases
- Standard Cab or 7-seat Crew Cab
- Standard Cab accommodates bodies up to 20 feet
- Crew Cab accommodates bodies up to 16 feet

All Isuzu truck gasoline models are powered by a 6.0-liter V8 engine that develops 297-hp and 372 ft.-lbs. of torque.

CNG and LPG alternative fuel capable versions are also available. No matter which engine you choose, it comes mated to a 6-speed automatic transmission with double overdrive and a lock-up torque converter to enhance performance and economy.

We realize not all businesses have the same needs – so if a gasoline-powered truck is right for you and your business, the choice is simple: Isuzu N-Series gasoline-powered truck.



All gasoline-powered Isuzu trucks feature the same strong, durable frame, axles and brakes as their diesel counterparts.



Isuzu N-Series Trucks:

The more things change... the more they stay the same.

Check out the facts and you'll see that no other trucks compare to Isuzu trucks:

- Isuzu trucks have spent 30 years in the U.S. – and have been the #1 selling LCF for 28 years!
- The only medium-duty LCF available with two diesels engines, a gasoline engine, CNG and LPG capable engines
- A wide variety of GVWRs and cab configurations

Whether you're an owner/operator or a fleet manager... whether your business is construction, delivery, landscaping, storage or any other field – take the time to research Isuzu N-Series trucks and you'll discover why they made sense 30 years ago, and continue to make sense today.

Simply put, Isuzu N-Series trucks have it all: power, performance, versatility, durability, and low cost of operation – and that's a win-win combination!

In this day and age, running a successful business means being able to control costs. When it comes to trucks, the key is being able to control your cost of ownership – and Isuzu trucks provide you with the technology to do just that:

Isuzu Limited Warranty – Covers basic components, like the engine, transmission, drive axles, cross members and flywheel housing. The diesel limited warranty covers defects in materials and workmanship for a period of three years, regardless of mileage. The gas powertrain limited warranty covers the engine and transmission up to five years or 75,000 miles, whichever comes first.

- Every Isuzu N-Series truck is warranted against perforation from corrosion for four years, regardless of mileage
- Additional warranty details are available at your authorized Isuzu dealer



Vehicle Health Reports

Every 2015 Isuzu N-Series diesel truck is equipped with a Data Recording Module (DRM). This powerful vehicle management tool enables Isuzu technicians to produce an Isuzu Vehicle Health Report that shows the current status of:

- Engine, transmission and brake systems
- Emissions system
- Brake usage history
- Fuel economy – with history
- Driver operating habits (including acceleration and deceleration frequency, speed history and more)



Isuzu Extended Warranty Options – When purchasing a new commercial truck, the long-term, trouble-free operation of your vehicle is certainly a consideration in your decision. Isuzu further enhances the long-term operation of your new diesel or gas truck with Extended Warranty coverage plans. Isuzu's Extended Warranty plans are a great value. See your authorized Isuzu dealer for complete details.



Isuzu Priority Service Maintenance Program (PSMP) – This optional program provides you with a comprehensive preventive maintenance program that locks in and controls your costs for three to six years. This enables you to focus on your core business without having to worry about routine maintenance costs. You gain cost predictability and reliability by having your vehicles serviced by authorized Isuzu dealers with Isuzu trained technicians using the latest state of the art diagnostic tools.

- Recommended scheduled preventive maintenance will increase your operating efficiency and fuel economy can be maximized
- On diesel models, at each service interval your authorized Isuzu dealer will perform a Vehicle Health Report
- Additional details of Isuzu's PSMP is available at your authorized Isuzu dealer



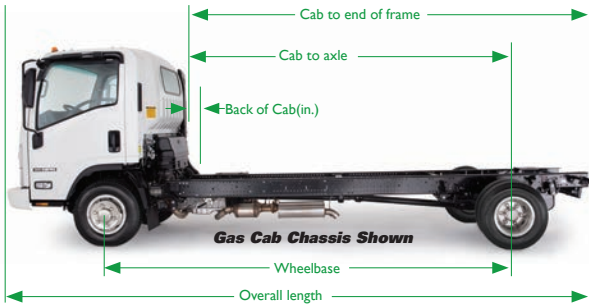
Gold Star® Certified Pre-Owned Truck Warranty Program – Available on select inspected and qualified pre-owned Isuzu N-Series and W-Series vehicles. See your authorized Isuzu dealer for terms, conditions and additional details.

- The *Gold Star* limited warranty program covers major powertrain components for terms from 3 months/10,000 miles up to 24 months/50,000 miles, whichever comes first
- Our *Gold StarPlus* (diesel only) limited warranty covers fuel injectors, fuel injection pump, turbocharger, turbo control module, alternator, starter and water pump for 12 months or 30,000 miles, whichever comes first



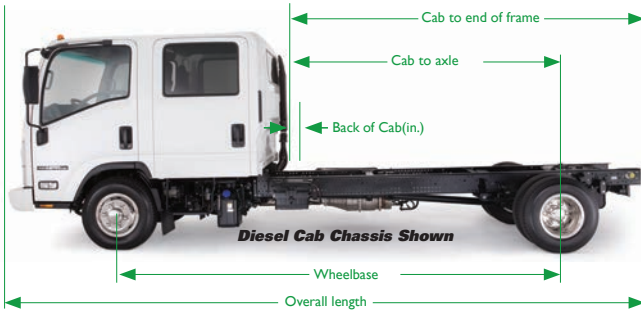
N-Series Dimensions

Diesel and Gas



Gas Cab Chassis Shown

NPR-HD/NQR Diesel - NPR/NPR-HD Gas Crew Cab Dimensions



Diesel Cab Chassis Shown

NPR-HD / NQR DIESEL CREW CAB

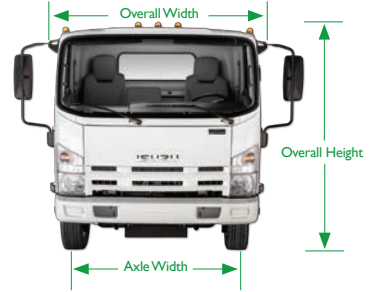
Wheelbase (in.)	Cab to Axle (in.)	Cab to End of Frame (in.)	Back of Cab (in.)	Overall Length (in.)	Body Length (in.)	Overall Width (in.)	Axle Width (in.)	Overall Height (in.)
130.0	88.5	131.6	5.3	241.5	12	81.3	65.6	90.8/92.4
176.0	114.5	157.6	5.3	267.5	16	81.3	65.6	90.8/92.4

*NQR Crew Cab

NPR / NPR-HD GAS CREW CAB

Wheelbase (in.)	Cab to Axle (in.)	Cab to End of Frame (in.)	Back of Cab (in.)	Overall Length (in.)	Body Length (in.)	Overall Width (in.)	Axle Width (in.)	Overall Height (in.)
130.0	88.5	131.6	5.0	241.5	12	81.4	65.6	90.8/91.1
176.0	114.5	157.6	5.0	267.5	16	81.4	65.6	90.8/91.1

N-SERIES TRUCKS



NPR ECO-MAX

Wheelbase (in.)	Cab to Axle (in.)	Cab to End of Frame (in.)	Back of Cab (in.)	Overall Length (in.)	Body Length (in.)	Overall Width (in.)	Axle Width (in.)	Overall Height (in.)
110.0	87.6	129.8	4.5	200.6	10-12	81.3	65.6	90.8
133.7	111.2	153.5	4.5	224.3	14	81.3	65.6	90.8
181.4	128.9	171.2	4.5	242.0	16-18	81.3	65.6	90.8

NPR-HD, NQR, NRR

Wheelbase (in.)	Cab to Axle (in.)	Cab to End of Frame (in.)	Back of Cab (in.)	Overall Length (in.)	Body Length (in.)	Overall Width (in.)	Axle Width (in.)	Overall Height (in.)
109.0	86.5	129.6	7.7	200.5	10-12	81.3	65.6	90.8/92.4
132.5	110.0	153.1	7.7	224.0	14	81.3	65.6	90.8/92.4
150.0	127.5	170.6	7.7	241.5	16-18	81.3	65.6	90.8/92.4
176.0	153.5	196.6	7.7	267.5	20	81.3	65.6	90.8/92.4
200.0 [†]	177.5	220.6	7.7	291.5	22	81.3	65.6	92.4 [†]
212.0 ^{††}	189.5	232.6	7.7	303.5	24	81.3	65.6	92.4 ^{††}

[†]NPR-HD only 10.2 ^{††}NQR, NRR only ^{†††}NRR only ^{††††}NPR-HD / NQR, NRR

NPR / NPR-HD GAS

Wheelbase (in.)	Cab to Axle (in.)	Cab to End of Frame (in.)	Back of Cab (in.)	Overall Length (in.)	Body Length (in.)	Overall Width (in.)	Axle Width (in.)	Overall Height (in.)
109.0	86.5	129.6	6.5	200.5	10-12	81.4	65.6	90.9/90.9
132.5	110.0	153.1	6.5	224.0	14	81.4	65.6	90.9/90.9
150.0	127.5	170.6	6.5	241.5	16	81.4	65.6	90.9/90.9
176.0	153.5	196.6	6.5	267.5	18-20	81.4	65.6	90.9/90.9

2015 ISUZU N-SERIES DIESEL WARRANTY COVERAGE AT A GLANCE

Vehicle Coverage	Warranty Limitations (Time or Mileage, Whichever Comes First)*		Percentage Of Dealer's Normal Charge Paid By Owner	
	Time in years*	Vehicle miles*	Parts	Labor
Basic	0-3 Years	Unlimited	No Charge	No Charge
Engine	0-3 Years	Unlimited	No Charge	No Charge
• Transmission • Drive Axle • Driveshaft • Front Axle I-Beam • Crossmembers • Flywheel Housing • Clutch Housing	0-3 Years	Unlimited	No Charge	No Charge
Frame Rails	0-3 Years 3-5 Years	Unlimited Unlimited	No Charge 50%	No Charge 50%
Engine Emissions Control System - Federal	0-5 Years	0-100,000	No Charge	No Charge
California Emissions Performance: NPR**	0-3 Years	0-50,000	No Charge	No Charge
California Emissions Long-Term Defects: NPR**	0-7 Years	0-70,000	No Charge	No Charge
Tires	0-2 Years	0-24,000	No Charge	No Charge
Corrosion (Rust Through)	0-4 Years	Unlimited	No Charge	No Charge

* The warranty coverages are determined by the mileage of the vehicle and the number of years from the delivery date.
** The warranty coverages are limited by whichever occurs first.
*** See your authorized Isuzu dealer for warranty details.

2015 ISUZU N-SERIES GAS WARRANTY COVERAGE AT A GLANCE

Vehicle Coverage	Warranty Limitations (Time or Mileage, Whichever Comes First)*		Percentage Of Dealer's Normal Charge Paid By Owner	
	Time in years*	Vehicle miles*	Parts	Labor
Basic (See "What's covered")	0-3 Years	0-36,000	No Charge	No Charge
Engine	0-5 Years	0-75,000	No Charge	No Charge
• Transmission • Drive Axle • Driveshaft • Front Axle I-Beam • Crossmembers	0-5 Years	0-75,000	No Charge	No Charge
Frame Rails	0-3 Years 3-5 Years	0-36,000 Unlimited	No Charge 50%	No Charge 50%
Federal Emissions	0-5 Years	0-50,000	No Charge	No Charge
Engine Emissions Control System (NPR model) California**	0-3 Years	0-50,000	No Charge	No Charge
Engine Emissions Control System (NPR model) California**	0-7 Years	0-70,000	No Charge	No Charge
Tires	0-2 Years	0-24,000	No Charge	No Charge
Corrosion (Rust Through)	0-4 Years	Unlimited	No Charge	No Charge

* The warranty coverages are determined by the mileage of the vehicle and the number of years from the delivery date.
** The warranty coverages are limited by whichever occurs first.
*** See your authorized Isuzu dealer for warranty details.

GAS
N-SERIES
TRUCK SPECIFICATIONS

NPR
GAS

NPR-HD
GAS

NPR
GAS CREW CAB

NPR-HD
GAS CREW CAB

GVWR/GCWR	12,000/18,000 lbs.	14,500/20,500 lbs.	12,000/18,000 lbs.	14,500/20,500 lbs.
BODY/PAYLOAD				
ALLOWANCE	6,829-6,997 lbs.	9,297-9,411 lbs.	6,189-6,244 lbs.	8,639-8,685 lbs.
GAWR				
Front	4,860 lbs.	6,630 lbs.	4,860 lbs.	6,630 lbs.
Rear	8,840 lbs.	11,020 lbs.	8,840 lbs.	11,020 lbs.
FRONT AXLE CAPACITY				
FRONT AXLE CAPACITY	6,830 lbs.	6,830 lbs.	6,830 lbs.	6,830 lbs.
REAR AXLE CAPACITY				
REAR AXLE CAPACITY	11,020 lbs.	11,020 lbs.	11,020 lbs.	11,020 lbs.
Ratio	5.125	5.375	5.125	5.375
SUSPENSION				
F/R SPRINGS				
F/R SPRINGS	Tapered/Multi-Leaf	Tapered/Multi-Leaf	Tapered/Multi-Leaf	Tapered/Multi-Leaf
Capacity	7,220/12,900 lbs.	7,220/12,900 lbs.	7,220/12,900 lbs.	7,220/12,900 lbs.
FRAME				
Section Modulus	7.20 in. ³	7.20 in. ³	7.20 in. ³	7.20 in. ³
Resistance Bending Moment	316,800 lb.-ft./in.	316,800 lb.-ft./in.	316,800 lb.-ft./in.	316,800 lb.-ft./in.
SERVICE BRAKES				
Vacuum/Hydraulic with 4-Channel ABS				
Front/Rear	Disc/Drum	Disc/Drum	Disc/Drum	Disc/Drum
TRANSMISSION				
Standard	6L90 6-speed auto. with double overdrive and lock-up converter	6L90 6-speed auto. with double overdrive and lock-up converter	6L90 6-speed auto. with double overdrive and lock-up converter	6L90 6-speed auto. with double overdrive and lock-up converter
ENGINE				
GMPT L96 (Gen IV) V8 Vortec 6000				
Optional	KL8 (Alternative Fuel Capable Engine)	KL8 (Alternative Fuel Capable Engine)	KL8 (Alternative Fuel Capable Engine)	KL8 (Alternative Fuel Capable Engine)
Displacement	6.0L (365 in. ³)	6.0L (365 in. ³)	6.0L (365 in. ³)	6.0L (365 in. ³)
Engine Power	297hp@4,300 rpm	297hp@4,300 rpm	297hp@4,300 rpm	297hp@4,300 rpm
Engine Torque	372 lb.-ft. @ 4,000 rpm	372 lb.-ft. @ 4,000 rpm	372 lb.-ft. @ 4,000 rpm	372 lb.-ft. @ 4,000 rpm
LIMITED SLIP				
DIFFERENTIAL				
DIFFERENTIAL	Optional	Optional	Optional	Optional
ALTERNATOR				
ALTERNATOR	145-amp	145-amp	145-amp	145-amp
BATTERIES				
BATTERIES	1 Maintenance-Free 750-CCA	1 Maintenance-Free 750-CCA	1 Maintenance-Free 750-CCA	1 Maintenance-Free 750-CCA
TIRES				
TIRES	215/85R16E (10-pr)	225/70R19.5G (14-pr)	215/85R16E (10-pr)	225/70R19.5G (14-pr)
LRR (Low Rolling Resistance)	Standard	Standard	Standard	Standard
STEERING				
STEERING	Integral Hydraulic Power	Integral Hydraulic Power	Integral Hydraulic Power	Integral Hydraulic Power
STEERING COLUMN				
STEERING COLUMN	Tilt and Telescopic	Tilt and Telescopic	Tilt and Telescopic	Tilt and Telescopic
FUEL TANK				
Standard	30 Gal. in-frame	30 Gal. in-frame	30 Gal. in-frame	30 Gal. in-frame

DIESEL N-SERIES

TRUCK SPECIFICATIONS

	NPR ECO-MAX	NPR-HD	NPR-HD CREW CAB	NQR	NQR CREW CAB	NRR
GVWR/GCWR	12,000/18,000 lbs.	14,500/20,500 lbs.	14,500/20,500 lbs.	17,950/23,950 lbs.	17,950/23,950 lbs.	19,500/25,500 lbs.
BODY/PAYLOAD						
ALLOWANCE	6,528-6,667 lbs.	8,378-8,564 lbs.	7,795-7,862 lbs.	10,902-11,424 lbs.	10,643-10,714 lbs.	12,294-12,838 lbs.
GAWR						
<i>Front</i>	5,360 lbs.	5,360 lbs.	5,360 lbs.	6,830 lbs.	6,830 lbs.	7,275 lbs.
<i>Rear</i>	8,840 lbs.	9,880 lbs.	9,880 lbs.	12,980 lbs.	12,980 lbs.	13,660 lbs.
FRONT AXLE CAPACITY	6,830 lbs.	6,830 lbs.	6,830 lbs.	6,830 lbs.	6,830 lbs.	7,275 lbs.
REAR AXLE CAPACITY	11,020 lbs.	11,020 lbs.	11,020 lbs.	14,550 lbs.	14,550 lbs.	14,550 lbs.
<i>Ratio</i>	5.125	4.555	4.555	5.125	5.125	5.571
SUSPENSION						
F/R SPRINGS	Tapered/Multi-Leaf	Tapered/Multi-Leaf	Tapered/Multi-Leaf	Tapered/Multi-Leaf	Tapered/Multi-Leaf	Tapered/Multi-Leaf
<i>Capacity</i>	6,830/9,880 lbs.	6,830/9,880 lbs.	6,830/9,880 lbs.	8,440/14,550 lbs.	8,440/14,550 lbs.	8,440/14,550 lbs.
FRAME						
<i>Section Modulus</i>	6.07 in. ³	7.20 in. ³	11.89 in. ³	7.20 in. ³	11.89 in. ³	7.20 in. ³
<i>Resistance Bending Moment</i>	267,080 lb.-ft./in.	316,800 lb.-ft./in.	523,160 lb.-ft./in.	316,800 lb.-ft./in.	523,160 lb.-ft./in.	316,800 lb.-ft./in.
SERVICE BRAKES	Vacuum/Hydraulic with 4-Channel ABS	Vacuum/Hydraulic with 4-Channel ABS	Vacuum/Hydraulic with 4-Channel ABS	Hydraulic Boosted with 4-Channel ABS	Hydraulic Boosted with 4-Channel ABS	Hydraulic Boosted with 4-Channel ABS
<i>Front/Rear</i>	Disc/Drum	Disc/Drum	Disc/Drum	Disc/Drum	Disc/Drum	Disc/Drum
EXHAUST BRAKE	Standard	Standard	Standard	Standard	Standard	Standard
TRANSMISSION						
<i>Standard</i>	Aisin A460 6-speed auto. with double overdrive and lock-up 2 nd -6 th gears	Aisin A465 6-speed auto. with double overdrive and lock-up 2 nd -6 th gears	Aisin A465 6-speed auto. with double overdrive and lock-up 2 nd -6 th gears	Aisin A465 6-speed auto. with double overdrive and lock-up 2 nd -6 th gears	Aisin A465 6-speed auto. with double overdrive and lock-up 2 nd -6 th gears	Aisin A465 6-speed auto. with double overdrive and lock-up 2 nd -6 th gears
ENGINE	Isuzu 4JJ1-TC turbocharged intercooled diesel	Isuzu 4HK1-TC turbocharged intercooled diesel	Isuzu 4HK1-TC turbocharged intercooled diesel	Isuzu 4HK1-TC turbocharged intercooled diesel	Isuzu 4HK1-TC turbocharged intercooled diesel	Isuzu 4HK1-TC turbocharged intercooled diesel
<i>Displacement</i>	3.0L (183 in. ³)	5.2L (317 in. ³)	5.2L (317 in. ³)	5.2L (317 in. ³)	5.2L (317 in. ³)	5.2L (317 in. ³)
<i>Engine Power</i>	150hp@2,800 rpm	215hp@2,500 rpm	215hp@2,500 rpm	215hp@2,500 rpm	215hp@2,500 rpm	215hp@2,500 rpm
<i>Engine Torque</i>	282 lb.-ft. @ 1,600-2,800 rpm	452 lb.-ft. @ 1,850 rpm	452 lb.-ft. @ 1,850 rpm	452 lb.-ft. @ 1,850 rpm	452 lb.-ft. @ 1,850 rpm	452 lb.-ft. @ 1,850 rpm
<i>Oil Level Indicator</i>	Dash-mounted oil level check switch and light	Dash-mounted oil level check switch and light	Dash-mounted oil level check switch and light	Dash-mounted oil level check switch and light	Dash-mounted oil level check switch and light	Dash-mounted oil level check switch and light
LIMITED SLIP DIFFERENTIAL	Optional	Optional	Optional	Optional	Optional	Optional
ALTERNATOR	110-amp	110-amp	110-amp	110-amp	110-amp	110-amp
BATTERIES	2 Maintenance-Free 750-CCA	2 Maintenance-Free 750-CCA	2 Maintenance-Free 750-CCA	2 Maintenance-Free 750-CCA	2 Maintenance-Free 750-CCA	2 Maintenance-Free 750-CCA
TIRES	215/85R16E (10-pr)	215/85R16E (10-pr)	215/85R16E (10-pr)	225/70R19.5F (12-pr)	225/70R19.5F (12-pr)	225/70R19.5F (12-pr)
LRR (Low Rolling Resistance)	Standard	Standard	Standard	Standard	Standard	Standard
STEERING	Integral Hydraulic Power	Integral Hydraulic Power	Integral Hydraulic Power	Integral Hydraulic Power	Integral Hydraulic Power	Integral Hydraulic Power
STEERING COLUMN	Tilt and Telescopic	Tilt and Telescopic	Tilt and Telescopic	Tilt and Telescopic	Tilt and Telescopic	Tilt and Telescopic
FUEL TANK						
<i>Standard</i>	25 Gal. in-rail	30 Gal. in-rail	30 Gal. in-rail	30 Gal. in-rail	30 Gal. in-rail	30 Gal. in-rail
<i>Optional</i>	N/A	33 Gal. 176"WB Only	N/A	33 Gal. 176"WB Only	N/A	33 Gal. 176"WB Only
FUEL/WATER SEPARATOR	Dual fuel filter with dash-mounted indicator light	Dual fuel filter with dash-mounted indicator light	Dual fuel filter with dash-mounted indicator light	Dual fuel filter with dash-mounted indicator light	Dual fuel filter with dash-mounted indicator light	Dual fuel filter with dash-mounted indicator light

N-SERIES DIESEL TRUCKS ARE AVAILABLE IN SIX COLORS AND A VARIETY OF WHEELBASES TO FIT YOUR APPLICATION.



Arc White

Cardinal Red

Wheatland Yellow*



Dark Blue*

Woodland Green*

Ebony Black II